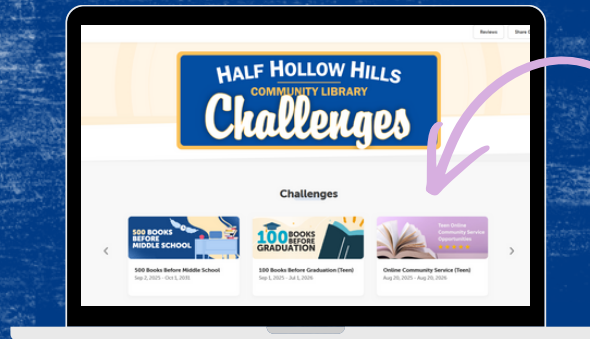


SUBMITTING REVIEWS ON BEANSTACK

Visit <https://www.hhhlibrary.org/services/teens/community-service> for more information about our Teen Community Service opportunities.

1 SIGN IN TO (OR UP FOR) BEANSTACK

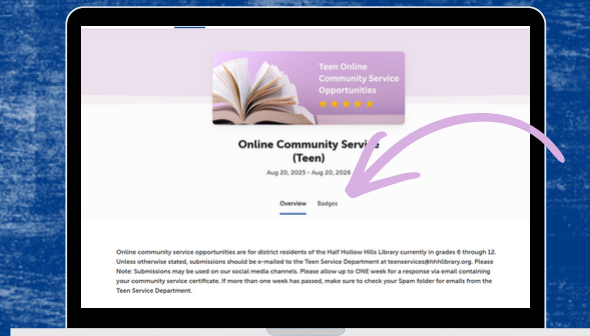
Navigate to Beanstack located at <https://hhhlibrary.beanstack.org> and find the "Online Community Service (Teen)" challenge. Click on the challenge to sign up OR sign into your Beanstack account.



TEEN
COMMUNITY
SERVICE
CHALLENGE

2 FIND THE REVIEW BADGES

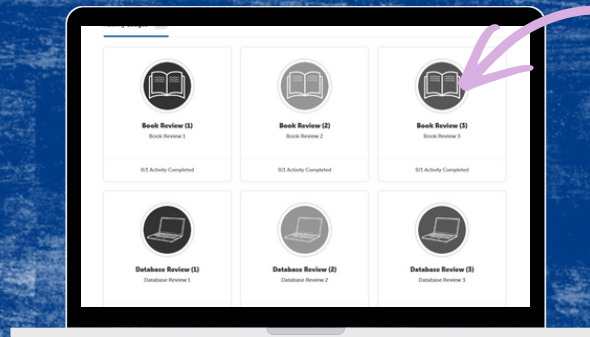
Once logged into the Teen Community Service Challenge, click on the "Badge" section of the website to find the available Book and Database Review badges.



BADGES

3 OPEN YOUR REVIEW BADGE

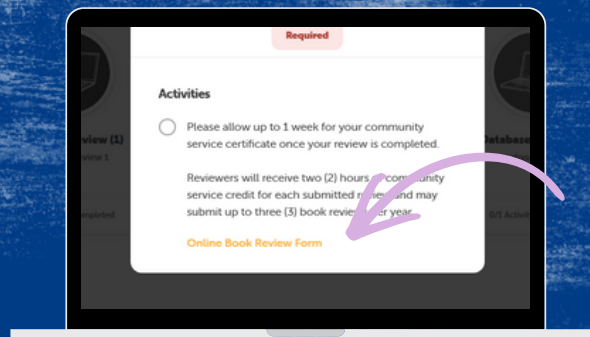
Click on the review badge you would like to complete. Teens are allowed to complete up to 3 Book Reviews and 3 Database Reviews each. Each review is worth 2 community service hours.



TEENS CAN
COMPLETE
6 REVIEWS
A YEAR!

4 FILL OUT YOUR REVIEW WEBFORM

Click on the yellow link to access the Online Book or Database Review Webform. Once your review has been submitted, you can mark the activity as complete to access the next review.



WE'LL BE
NOTIFIED
ONCE YOUR
REVIEW IS
SUBMITTED!